

Howard E. Heckethorn Elementary School - Principal, Mike N. Houle



STAR RATING



** For additional information on Star Ratings, please visit <http://www.nevadareportcard.com>.

5150 Whispering Sands Dr
Las Vegas, NV 89131
TEL: 702-799-6690

<http://schools.ccsd.net/heckethorn>

Our mission at Heckethorn Elementary School is to foster a safe and nurturing learning environment where students feel empowered to reach their full potential, both academically and socially.

TOTAL ENROLLMENT

CCSD
324,004

SCHOOL
680

SUBPOPULATION

ETHNICITY	CCSD	SCHOOL
AK Native/Native American	1,165	*
Asian	20,533	23
Hispanic	150,780	185
African American	45,798	70
Caucasian	79,373	322
Pacific Islander	5,149	10
Multiracial	21,206	66
IEP	39,074	122
English Learners	62,687	20
Free Or Reduced Lunch	217,163	194

* indicates the group's population is less than 10.



FEMALE:



MALE:

CCSD	SCHOOL	CCSD	SCHOOL
156,423	307	167,581	373

GOALS

1 Increase Grade K-3 proficiency rates in reading.

2 Reduce the overall achievement gap percentage points between highest performing and ethnic/racial subgroups in both reading and math.

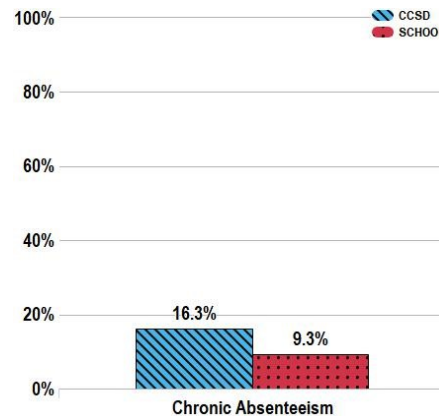
3 Reduce the number of students that felt mistreated regardless of race/ethnicity/gender/disability, bullying, and students threatening to hurt other students which are significant issues at Heckethorn Elementary. Reduce the number of students that felt teachers do not care about them.

SCHOOL HIGHLIGHTS

- A Leader In Me school, which promotes student leadership through the use of the 7 Habits of Highly Effective People.
- During the 201-2018 school year, Heckethorn Elementary provided a variety of programs and curricular opportunities to help students become engaged in instruction and experience academic success.
- Boys after-school basketball teams; Girls after-school cheerleading squad; Yearbook Club.
- Students use leadership binders to set personal goals and track their academic progress and celebrations.
- Response To Instruction (RTI) provided explicit monitoring and instructional support for students in grades K-5.
- Promoted inclusion integration for students with special needs in reading, writing, and math.
- Student Lighthouse Team raised money and collected donated goods for the communities in Houston, TX and Southern Florida that were devastated by hurricanes.

CHRONIC ABSENTEEISM

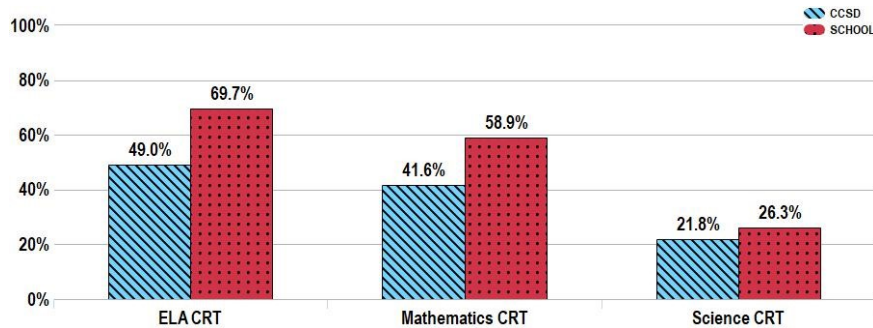
Chronic Absenteeism is the percentage of students considered chronically absent. A chronically absent student is absent 10% or more of the time enrolled at the school.



ACADEMIC ACHIEVEMENT / PROFICIENCY

CRITERION-REFERENCED TEST (CRT) PROFICIENCY

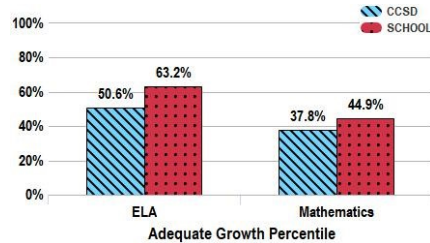
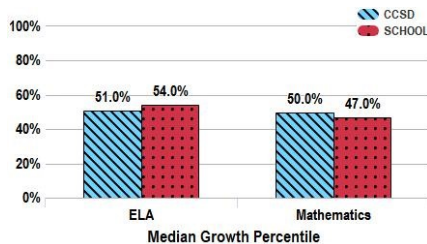
Academic achievement specifies the percentage of students that have demonstrated mastery on the summative criterion-referenced end-of-year assessments in English language arts (ELA), mathematics, and science.



STUDENT GROWTH

CRT Growth

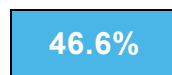
When reporting student growth in percentiles, Median Growth Percentile (MGP) is the midpoint value of the schools' distribution of student growth percentiles.



Adequate Growth Percentile (AGP) measures the percentage of students that have demonstrated the growth performance necessary to become proficient, or to remain proficient, in three years or by the end of eighth grade, whichever comes first. A student's adequate growth percentile can range from 1 to 99.

READ BY GRADE 3

The percentage of students in Grade Three at the school that have met or exceeded the standard on the criterion-referenced end-of-year assessment in English language arts.



CCSD



School

* indicates the group's population is less than 10.

ENGLISH LANGUAGE PROFICIENCY

The English Language Proficiency measures the percentage of English Language Learners that have demonstrated adequate growth on the English language assessment to become proficient in English within five years or by Grade 12.

1 FIRST GRADE

CCSD AGP 54.5%
School AGP *

2 SECOND GRADE

CCSD AGP 52.8%
School AGP *

3 THIRD GRADE

CCSD AGP 49.6%
School AGP *

4 FOURTH GRADE

CCSD AGP 47.2%
School AGP *

5 FIFTH GRADE

CCSD AGP 34.2%
School AGP *

* indicates the group's population is less than 10.

OPERATIONAL MEASURES

CCSD SCHOOL

TOTAL LICENSED PERSONNEL

Includes classroom teachers and all other licensed personnel.



ALTERNATIVE ROUTES TO LICENSURE TEACHERS

Original degree was not in education but earned credits and completed program coursework to become teachers.



NUMBER OF LONG-TERM SUBSTITUTES

A substitute that covers a vacant teaching position until full-time teacher is hired.



TEACHER TRANSIENCY RATE

The rate at which teachers transfer to other schools or leave the District.

